

The background of the slide features a light blue and white pattern of musical staves and notes, some of which are slightly blurred to create a sense of depth.

# Music at Home

Week 1  
Creating Music at Home

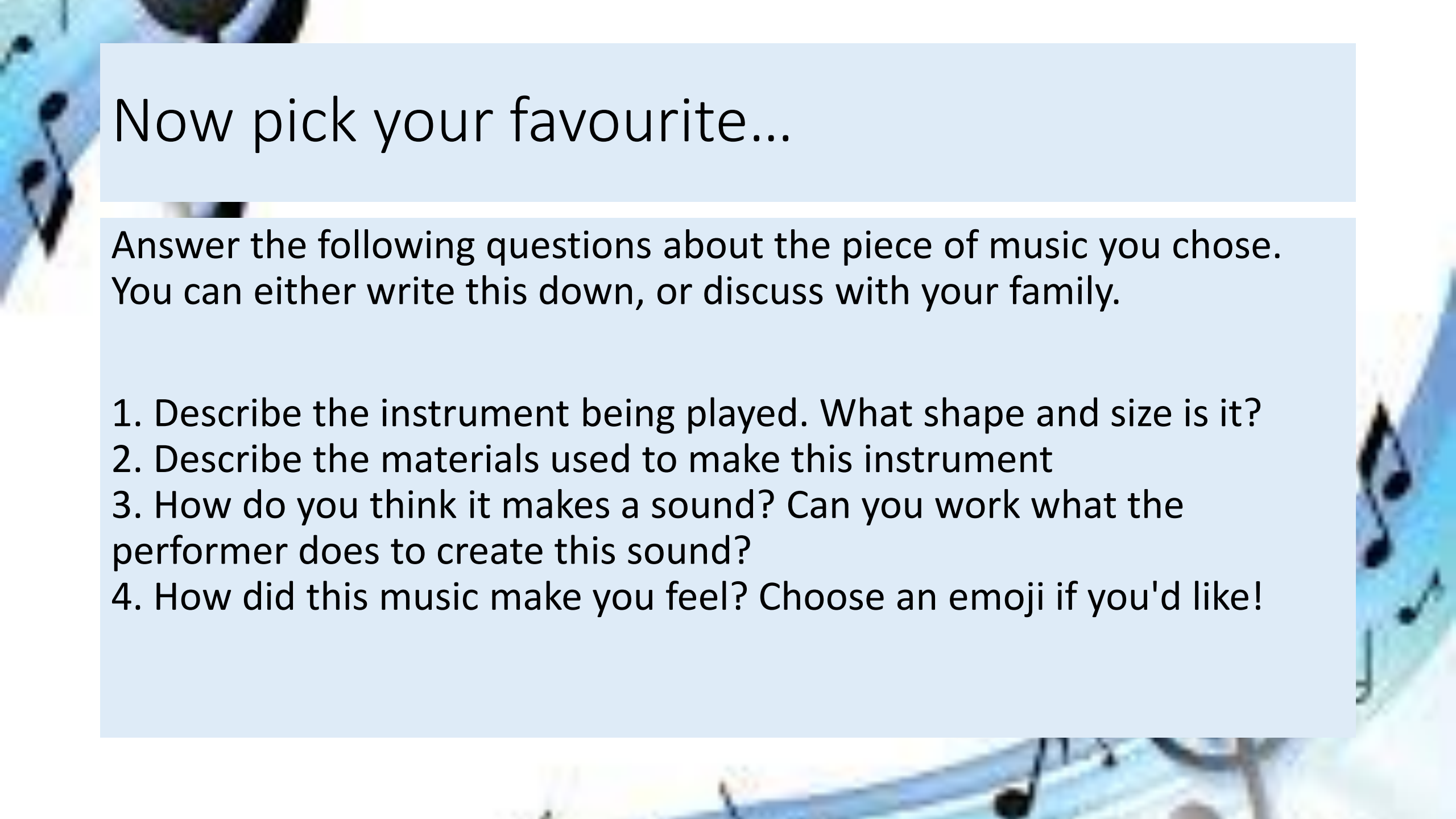


Follow these links and listen to the music...

<https://www.youtube.com/watch?v=lvUU8joBb1Q&feature=youtu.be>

<https://www.youtube.com/watch?v=0hj0hShhZ5c&feature=youtu.be>

<https://www.youtube.com/watch?v=IAEXH9DAH98&feature=youtu.be>



# Now pick your favourite...

Answer the following questions about the piece of music you chose. You can either write this down, or discuss with your family.

1. Describe the instrument being played. What shape and size is it?
2. Describe the materials used to make this instrument
3. How do you think it makes a sound? Can you work what the performer does to create this sound?
4. How did this music make you feel? Choose an emoji if you'd like!

# Creating music...

It's time to make a kitchen utensil band! First, **make sure the adults in the house are OK with this**, and maybe even get them to join in too.

Find some suitable items from the kitchen that you think will make some good sounds... like a saucepan, spoon, ladle, spatula, whisk etc.









Using a grid separated into four beats, make a graphic score showing when each sound is going to be made.

Try playing each part, then with the help of others in the house, all the parts together.

Primary Music at Home - Week 1

## Kitchen Utensil Band - Example

Count these beats as you play

	1	2	3	4
Tap the spoon quietly on the table for each beat				
Brush fingers across the whisk				
Tap the side of the saucepan with the spatula				

Describe which item to play and how to play it

Show when to play

Music at Home 

 Derby & Derbyshire MUSIC PARTNERSHIP

# Now it's time to create your own graphic score...

When you've done that, you could try changing the rhythms for each sound, or make more than one graphic score. Make them as colourful as you can.

	1	2	3	4

*Don't forget to share your work with us on Seesaw!*